




Catoosa County

A GEORGIA CHARTER SYSTEM

Public Schools

FY 23 BUDGET HEARING
JULY 14, 2022

Every child, every day, without exception!



Planning for FY23

- Started planning in January 2022
- Local Revenue
- State Revenue
- Projected Expense Changes

2022 Trends

- Local Revenue: Reassessment of existing properties increased \$ 7.2 million
- Local Revenue: \$63.2 million of organic real/personal property growth
- Governor's budget has no austerity reduction for the first time since FY20

2022 Trends

- Increased property values in 2021 and 2022 have caused a reduction in state equalization funding
- Fund Balance: Projected to end FY22 with a fund balance of 18% of projected FY23 expenditures
- Fund Balance: higher than normal due to timing factors

2022 Trends

□ Fund Balance Timing Factors

- FY22 Initial Austerity cut \$2.7 million
- FY22 Budget Created with that in mind
- \$3.5 million budget deficit approved



- In March 2022, the Austerity cut was eliminated
- CCPS received those funds late in the fiscal year



Due to these timing factors, as well as others, the FY23 starting General Fund balance will be higher than average but this will offset the reduction of other funding




Local Revenue

Catoosa County

A GEORGIA CHARTER SYSTEM

Public Schools

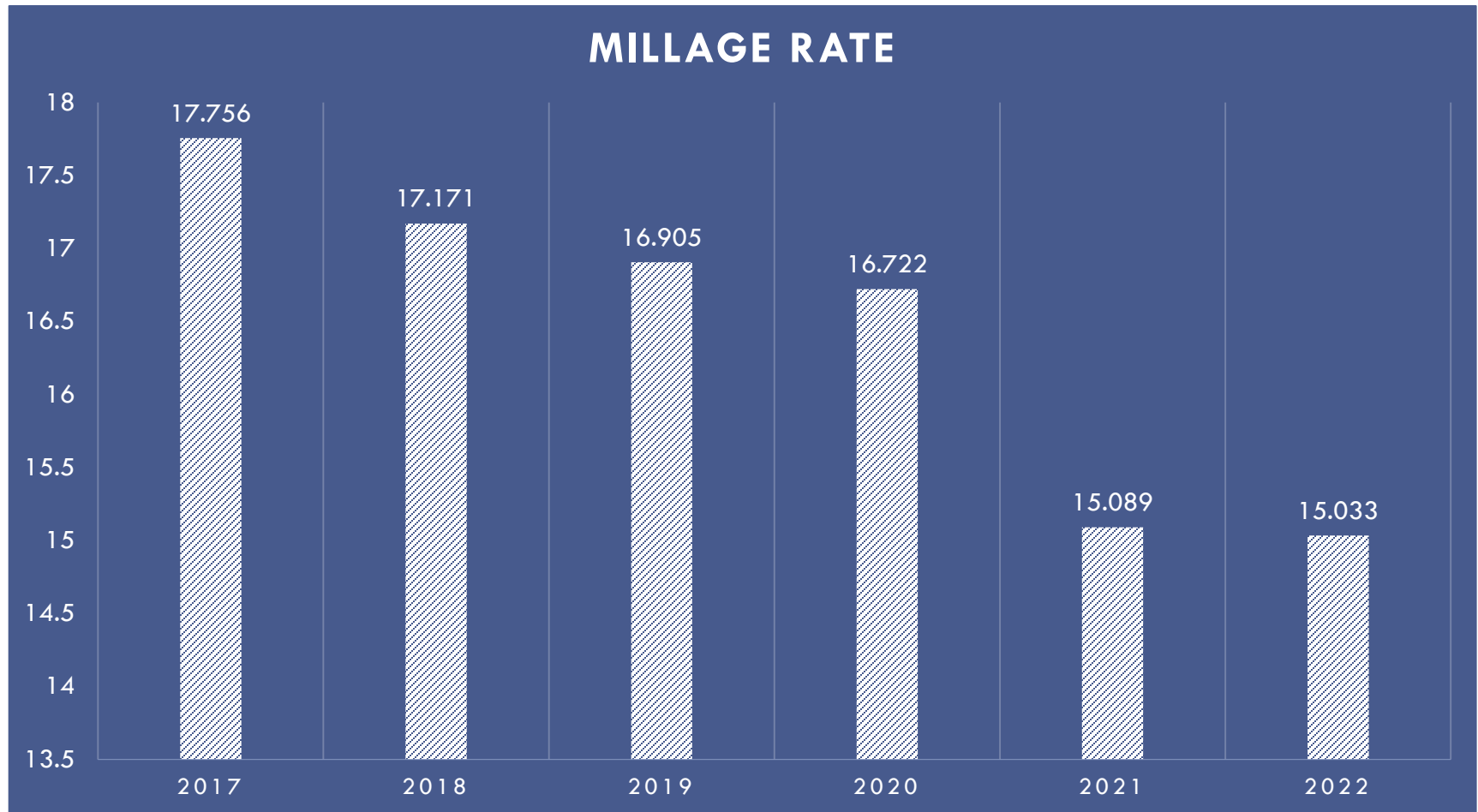
Tax Digest History



Year	Adjusted Net M & O Digest	Millage Rate	Revenue (includes 2.5% collection fee)
2018 (2018-2019)	\$1,619,299,413	17.171	\$27,804,990
2019 (2019-2020)	\$1,676,276,550	16.905	\$28,337,455
2020 (2020-2021)	\$1,726,491,499	16.722	\$28,870,391
<i>2021 (2021-2022)</i>	<i>\$1,918,938,388</i>	<i>15.089</i>	<i>\$28,954,861</i>
<i>2022 (2022-2023)</i>	<i>\$1,964,250,576</i>	<i>15.033*</i>	<i>\$29,528,579</i>

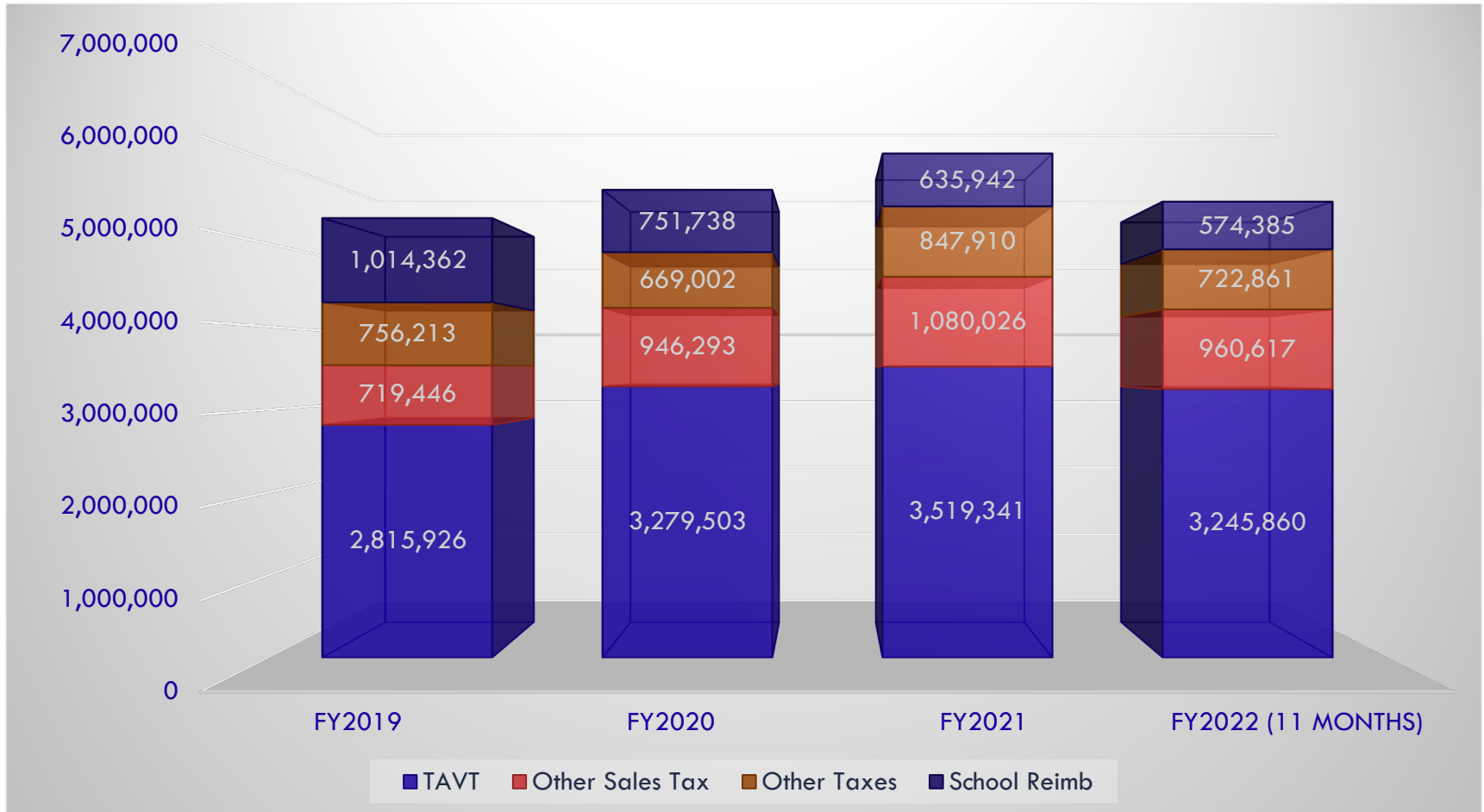

*Proposed Rollback

Millage Rate History



The proposed 2022 millage rate of 15.033 is the new lowest it has been since 2001.

TAVT & Other Tax Revenue



A stylized graphic featuring a red mountain peak on the left, a grey mountain peak on the right, and a blue wavy line representing water at the bottom. The text 'State Revenue' is centered over the water.

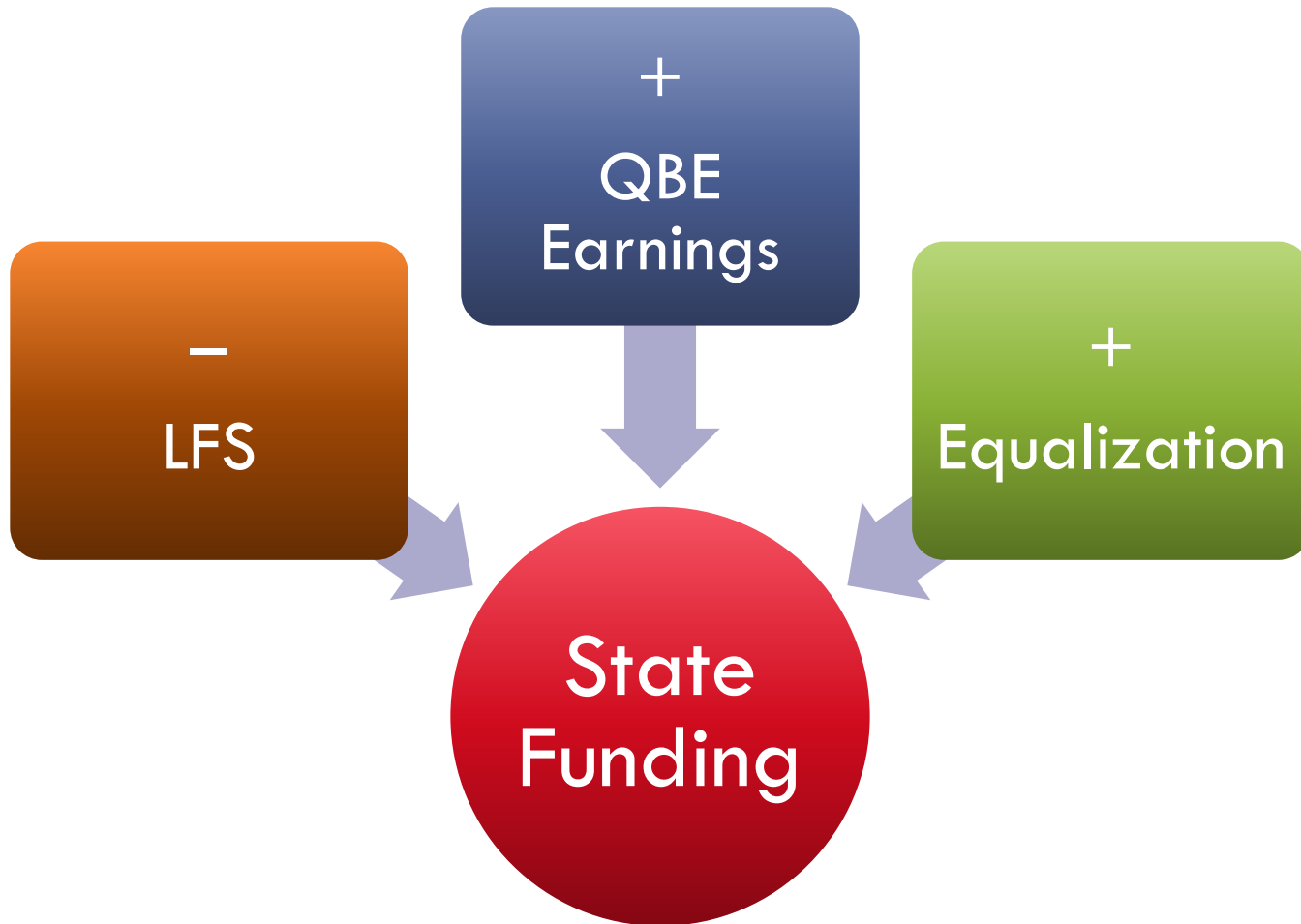
State Revenue


Catoosa County

A GEORGIA CHARTER SYSTEM

Public Schools

State Revenue





State Revenue

	FY 22 Initial	FY 22 Midterm	FY 23 Initial
FTE's	10,278	10,356	10,356
QBE Earnings	75,643,311	\$75,651,547	76,434,284
Local Fair Share	(8,783,221)	\$(9,205,899)	(9,710,175)
Equalization	9,891,369	\$9,891,369	7,016,086
Austerity	(2,780,429)	-	-
Transportation	890,641	\$1,112,400	964,694
Nurses	210,885	\$210,885	230,224
Total Earnings	\$75,072,556	\$77,660,302	\$74,935,113

FY 22 Midterm to FY 23 Initial
 - \$2,725,189



Expenditures

Catoosa County

A GEORGIA CHARTER SYSTEM

Public Schools

Cost Increase Considerations

□ State Health Benefit Changes

■ Classified:

- FY20 - \$945.00
- FY21 - \$945.00
- FY22 - \$945.00
- FY23 - \$945.00

Certified:

- FY20 - \$945.00
- FY21 - \$945.00
- FY22 - \$945.00
- FY23 - \$945.00

□ TRS

- TRS from 19.81% to 19.98%

□ Increase in Insurance Package

- FY23 – Anticipate increase of approximately \$25,000 (5%)


A stylized logo featuring a mountain range with a white peak and a red peak, set against a blue background. Below the mountains are blue waves representing water. The text "FY 23 Budget" is overlaid on the logo.

FY 23 Budget

Catoosa County

A GEORGIA CHARTER SYSTEM

Public Schools




FY 23 Budget

- ❑ Based on enrollment of 10,272 students
- ❑ Based on 175 instructional days
- ❑ Includes 854.5 teaching positions & 187.5 paraprofessionals
- ❑ Includes Charter System Funds of \$1,135,661 passed directly to schools

FY 23 Budget


- ❑ Contingencies built into budget
- ❑ State Health participation levels
 - ▣ Classified – 66% (Current Actual = 62%)
 - ▣ Certified – 84% (Current Actual = 80%)
- ❑ Insurance Deductibles
- ❑ Inflation: Fuel, Utilities, etc.
- ❑ Total Contingency ~ \$1,500,000

Revenues




	FY 2023
PROPERTY TAXES	\$28,454,507
TITLE AD VALOREM TAXES	\$3,750,000
SALES TAXES	\$1,200,000
IN LIEU OF TAXES	\$775,000
STATE/FEDERAL SOURCES	\$79,131,576
OTHER LOCAL SOURCES	\$735,000
TRANSFERS IN	\$60,000
TOTAL GF REVENUE	\$114,206,083

Expenditures




	FY 2023
INSTRUCTION	
Regular Programs	\$52,249,925
Special Education	\$22,326,974
Specific Programs	\$6,030,546
CTAE Programs	\$3,866,411
PUPIL SERVICES	\$4,949,272
IMPROVEMENT OF INSTRUCTION	\$2,533,081
MEDIA SERVICES	\$1,616,882
GENERAL ADMINISTRATION	\$1,276,367
SCHOOL ADMINISTRATION	\$8,534,632

Expenditures



BUSINESS SERVICES	\$969,693
MAINTENANCE & OPERATIONS	\$9,533,211
TRANSPORTATION SERVICES	\$5,971,801
CENTRAL SUPPORT SERVICES	\$1,125,653
OTHER SUPPORT SERVICES	\$287,986
COMMUNITY SERVICES	\$360,000
TOTAL GF EXPENDITURES	\$121,632,436


Expenditure Summary



	Increase/(Decrease)
INSTRUCTION**	\$3,781,933
- 14.5 Additional Teaching Positions - 6 Additional Parapro Positions	
PUPIL SERVICES**	\$224,962
IMPROVEMENT OF INSTRUCTION**	\$233,647
- Professional Development for Teachers and Staff	
MEDIA SERVICES**	\$32,026
ADMINISTRATION**	\$4,857

****All departments were effected by:**

1. State mandated increase in Employer TRS contributions from 19.81% to 19.98%
2. State mandated salary step increases for increased experience and/or education
3. State mandated \$2,000 salary raise for Certified Personnel
4. District awarded 15% salary raise for Classified Personnel



Expenditure Summary

	Increase/(Decrease)
BUSINESS SERVICES**	\$58,265
MAINTENANCE & OPERATIONS**	\$500,499
- Increased Expected Utilities Costs	
TRANSPORTATION SERVICES**	\$181,879
- Increased Expected Fuel Costs	
CENTRAL SUPPORT SERVICES**	\$140,966
OTHER SUPPORT SERVICES**	\$(8,840)
COMMUNITY SERVICES**	\$(20,000)
TOTAL GENERAL FUND	\$5,130,194


****All departments were effected by:**

1. Mandated increase in Employer TRS contributions from 19.81% to 19.98%
2. State mandated salary step increases for increased experience and/or education
3. State mandated \$2,000 salary raise for Certified Personnel
4. District awarded 15% salary raise for Classified Personnel

Summary

- Reminder: the budget is constructed with the worst case scenario in mind
- These projections assume the Board adopts the rollback millage rate of 15.033
- If CCPS spends this budget fully the fund balance would end FY23 at approximately 14%

Summary



Questions?